

**ERP** EDUCATIONAL  
**RESULTS**  
PARTNERSHIP

**K-12 to College Transitions:  
What can we Learn from the Data?**

Blueprint for Success Conference  
October, 2019

# K-12 to College Transitions: What can we Learn from the Data?

- Intros
- Background of this work
- Research from *Pipeline to Success*
- Tulare COE Foster Youth Services
- Tools & Resources

# Funders and Partners



California  
Community  
Colleges



JOHN  
BURTON  
Advocates for Youth



WALTER S.  
JOHNSON  
*Foundation*



STUART FOUNDATION  
IMPROVING LIFE OUTCOMES FOR YOUNG PEOPLE THROUGH EDUCATION



THE CALIFORNIA  
Wellness  
FOUNDATION



CONRAD N. HILTON  
FOUNDATION

Anthony & Jeanne Pritzker  
FAMILY FOUNDATION

# Who's in the room?

**Alan Chan, Ph.D.**, VP of Research & Analytics

**Palvinder Dhillon, MPH**, Program Coordinator II

**Elle Gemma Gruver**, VP of Strategy & Development

**Marissa Kraynak, Ph.D.**, Research Analyst



**Jason Haley**, FYS Project Specialist

**Beth Wilshire**, FYS Program Coordinator






- **501(c)(3) non-profit** organization that applies **data science** to help improve student outcomes and career-readiness
- Founded in 2001 as a **forum for educators and employers to align efforts** and share best practices
- All of our work is done through an **equity lens**
- Manage the **Cal-PASS Plus** system of data



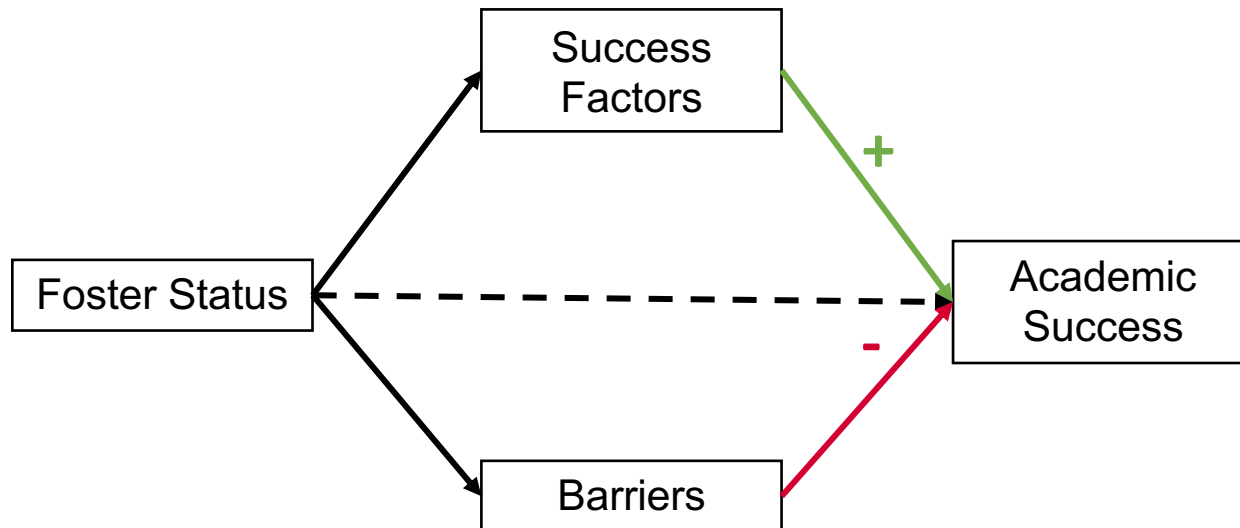
# Background on this Research Series

- [Charting the Course: Using Data to Support FY College Success](#) – 2015
- [Accelerating Success: Turning Insights into Action for FY at California Community Colleges](#) – 2017
- Pipeline to Success: Supporting California FY from High School to Community College – 2019



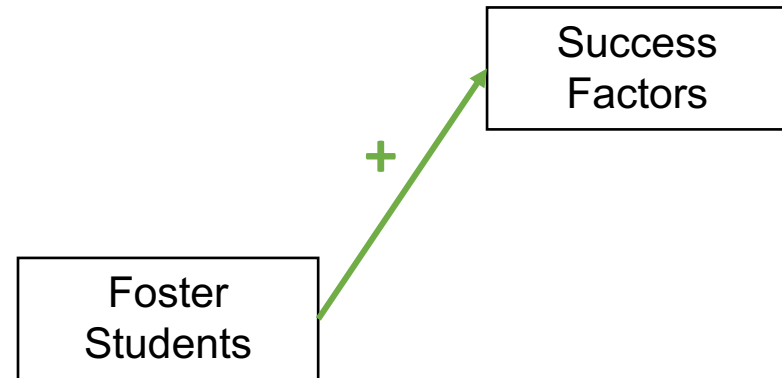
# Success Factors and Barriers

- What is it about being a foster youth?
- What makes students more or less successful?
- Points of intervention



# In Which Ways Did We Serve Foster Students Better?

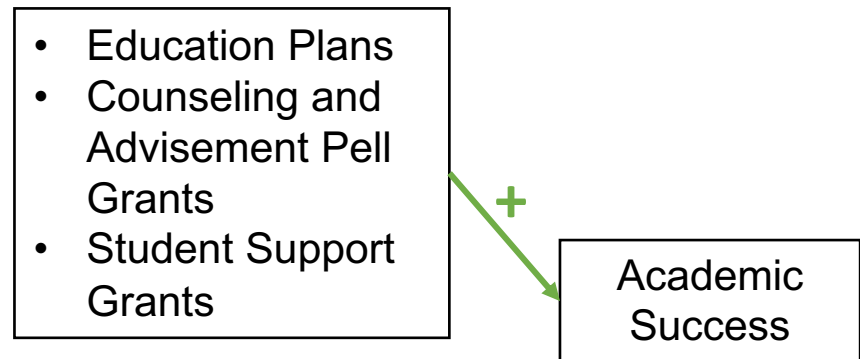
- Education plans
- Counseling and advisement services
- Pell grants
- Student support grants





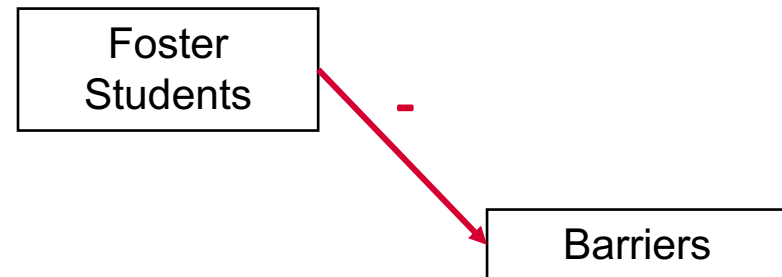
# Why These Services Matter

- Benefits all students
  - Higher first-year GPA
  - Higher first-year unit attainment
- Accessed by more foster students



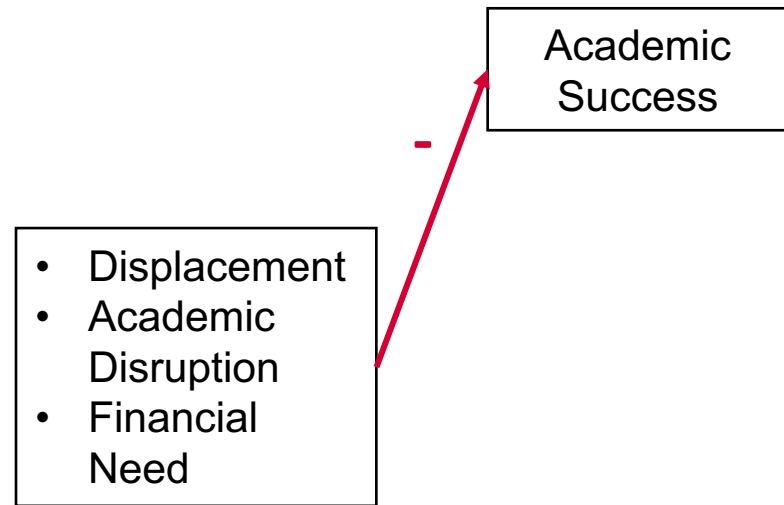
# Which Barriers Did Foster Students Encounter More?

- Attending more high schools
- 12<sup>th</sup> grade suspension or exclusion
- Enrollment fee waivers



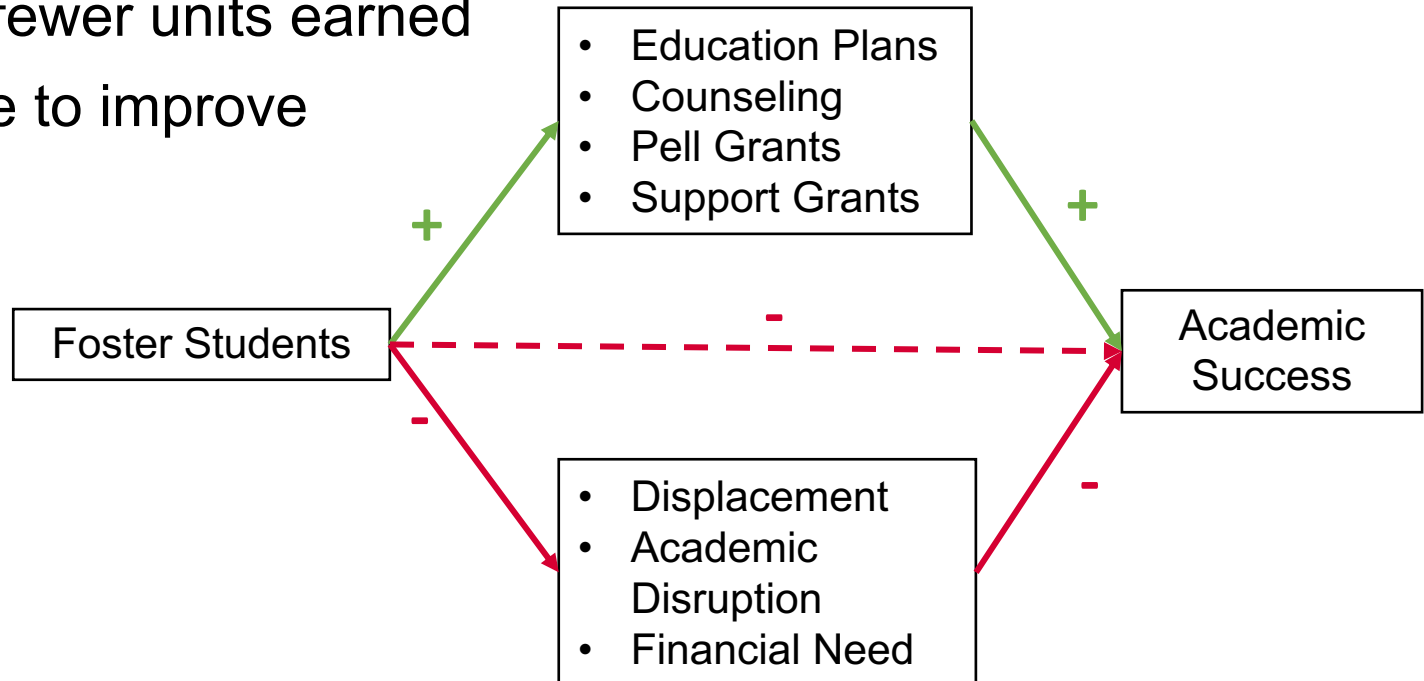
# Why These Barriers Matter

- Larger meaning
- Impacts all students
  - Lower first-year GPA
  - Lower first-year unit attainment
- Foster students more affected



# Encouraging Signs & Needs

- Foster youth are still less successful
  - 1/3 letter grade lower
  - 4 fewer units earned
- Where to improve



# Recommendations



Ensure foster youth have access to educational support services in college



Increase access to financial supports for foster youth in community college



Provide funding for foster youth specific supports within K-12 systems



Address suspensions and exclusions for foster youth in high school

- Trauma informed training for ALL staff



Reduce school mobility for foster youth

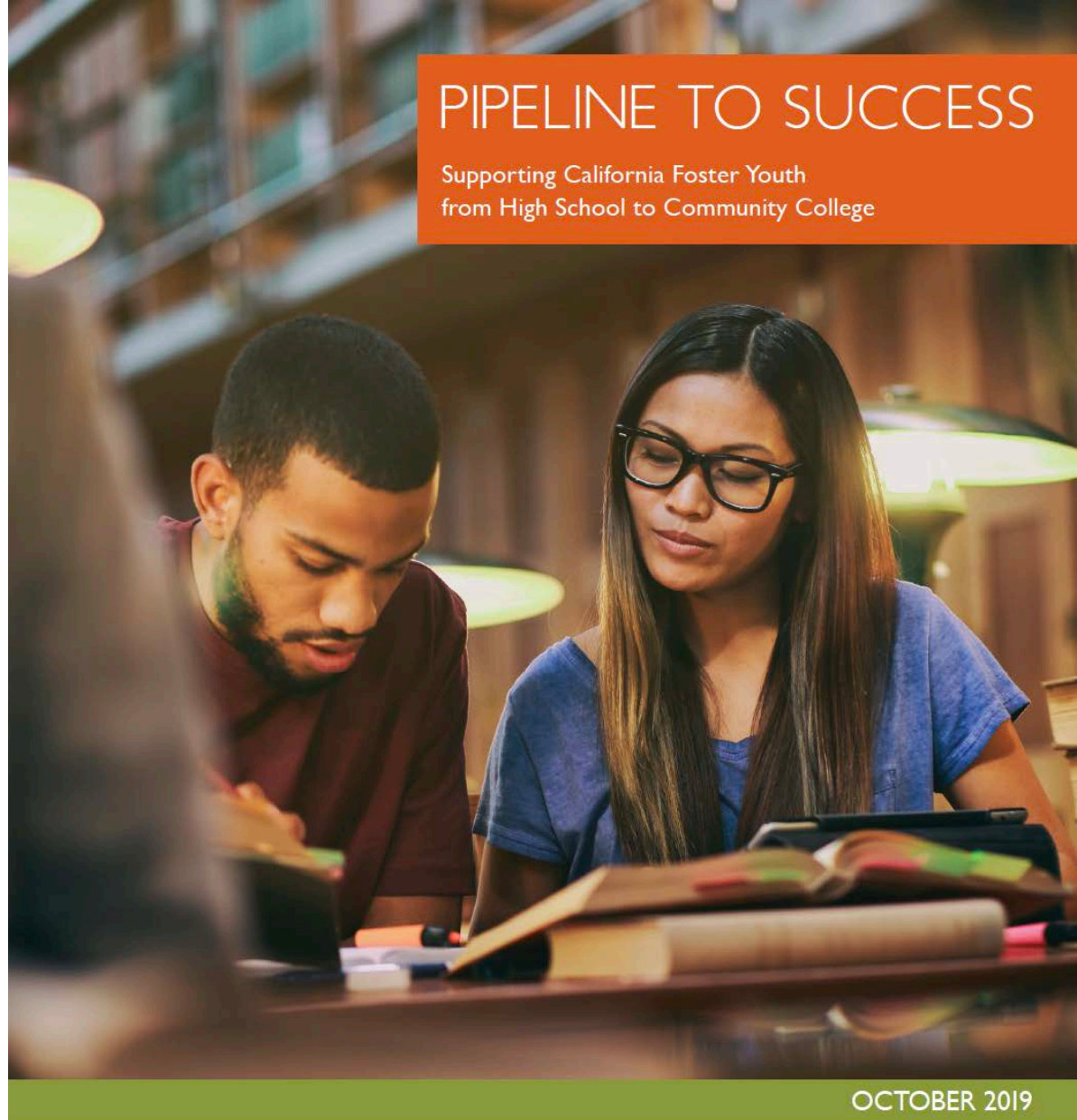
- Documented BID process
- Procedures for sending and receiving FY after a placement change
- Transportation cost sharing agreements

## Want to learn more?

- Hard copies available here at Blueprint
- Electronic version on California College Pathways and ERP websites

## PIPELINE TO SUCCESS

Supporting California Foster Youth  
from High School to Community College



OCTOBER 2019

# Tulare County Office of Education – Foster Youth Services



Tulare County  
Office of Education  
*Tim A. Hire, County Superintendent of Schools*



Beth Wilshire – FYS Coordinator

Jason Haley – FYS Project Specialist



FOSTER & HOMELESS  
YOUTH SERVICES  
TULARE COUNTY



# TCOE Quick Facts

- **43** School Districts (**25** Single-School Districts)
- **103,939** Students in Grades K-12
- **804** Foster Students in Grades K-12
- TCOE FYS created in 2016

(Source: CA DataQuest 18-19)





# *Addressing the Invisible Achievement Gap*

- ▶ Operationalizing Interagency Data Sharing
  - ▶ Developing and Growing a Collection of Research-Based Best Practices
  - ▶ Using Data to Improve Services to Foster Youth that Lead to Improved Education Outcomes
- 

# Operationalizing Interagency Data Sharing

**FOCUS** Public Site | Registration

### System Logon

User ID

Password  [Show/Hide](#)

[Forgot your password?](#)

**BY SIGNING ON TO THIS NETWORK I ACKNOWLEDGE THAT:**

- The information contained in this database is protected by Federal and State confidentiality laws.
- I have a legitimate and authorized business need to access the information contained herein.
- I will safeguard the confidentiality of the information.
- I will safeguard the security of the system by complying with its security rules and by maintaining the confidentiality of my password/log in information.
- My use of this network may be monitored.

This information is confidential and is not for distribution.  
© Copyright 2019 Sacramento County Office of Education, Foster Youth Services. All Rights Reserved.

# Developing and Growing a Collection of Research-Based Best Practices

SAVE THE DATE

## FOSTER YOUTH EDUCATION SUMMIT

2018



**NOVEMBER 29, 2018**  
7:45 am - 4:00 pm

Tulare County Office of Education  
Conference Center (Redwood GH)  
6200 S. Mooney Blvd  
Visalia, CA 93277

KEYNOTE SPEAKER  
**JOSH SHIPP**  
Josh Shipp is a best-selling author,




# Developing and Growing a Collection of Research-Based Best Practices



- ▶ Foster Youth Organization on Campus
- ▶ Established in Kern County
- ▶ Establishes Point of Contact
- ▶ Youth-Driven Conversation

(ex. Planning for educational future, successful independent living, AB12-ILP, upcoming school events)

# Developing and Growing a Collection of Research-Based Best Practices



# Developing and Growing a Collection of Research-Based Best Practices




- 2 NextUP Campuses in Tulare County
- College of the Sequoias (Visalia)
- Porterville College (South County Students)
- Reedley College (North County)

# Using Data to Improve Services to Foster Youth that Lead to Improved Education Outcomes


**FOSTER FOCUS**



 **California** DEPARTMENT OF EDUCATION

DataQuest Home / College-Going Rate

## 2017-18 College-Going Rate for California High School Students

 **EDUCATIONAL RESULTS PARTNERSHIP**  
DATA-INFORMED | EMPLOYER-LED | EQUITY-FOCUSED

**Tulare County Office of Education: Foster Youth Student Performance**

**Cal-PASS Plus**


K-12  
Schools

Community  
Colleges

**Community College Foster Youth Dashboard**



# Looking Ahead...



(c) Getty Images, published in Alamy.com



# Data Dashboards

- [Community College Foster Youth Dashboard](#)
- [K-12 Foster Youth Dashboard](#)



[www.calpassplus.org](http://www.calpassplus.org)

Cal-PASS Plus is free to join!

Visit our Member List to see if you're district is a member or go to our Join page to request a log-in!

# Not a Cal-PASS Plus member?

- **CA Community Colleges Chancellor's Office**
  - [Student Success Metrics](#)
- **CA Department of Education**
  - [Data Quest](#)
  - [School Accountability Dashboard](#)

**All of these tools have a foster youth filter 😊**

# Thank You!

Let's keep talking.

Connect with our team to discuss how we can support the data-informed efforts of your foster youth team.



**Elle Gemma Gruver**  
VP of Strategy & Development  
egruver@edresults.org

**Alan Chan, Ph.D.**  
VP of Research & Analytics  
achan@edresults.org

[edresults.org](https://edresults.org)